

# Studio Pro Mobile App Cheat Sheet

**DOWNLOAD THE APP BY SCANNING QR CODE BELOW:**

**Google App:**



*Scan me*

**Apple App:**

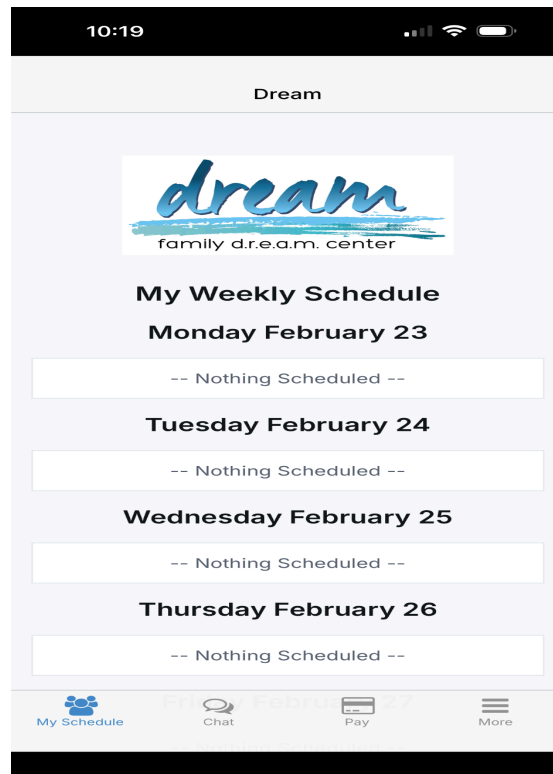


**SCAN ME**

Download the app and log in using your same login information from your DREAM account. If you do not know your login, please contact the front desk and we will email it to you.

Once logged in, your home screen will display your dancer's weekly schedule.

At the bottom of the screen, you will see four main buttons:  
My Schedule | Chat | Pay | More



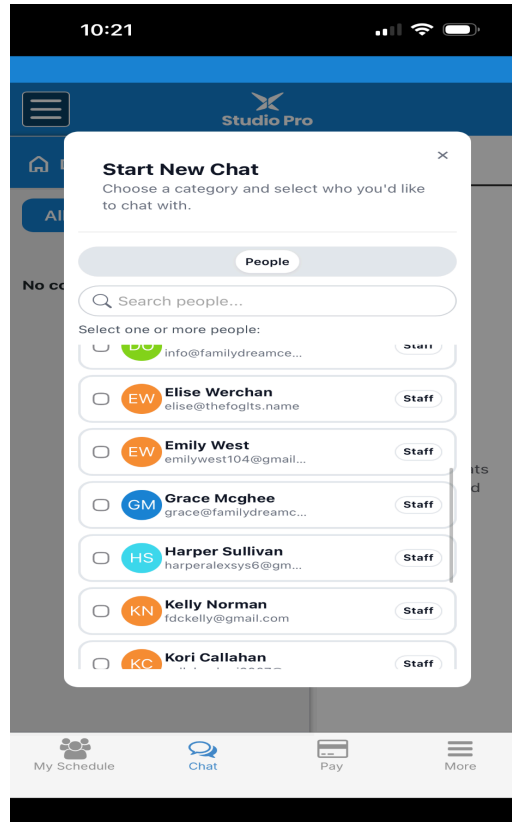
## Two-Way Chat

Our new two-way chat feature is a great way to communicate quickly with the studio!

If you have a question or need to let us know your dancer will be absent, please send a chat message to the front desk. We recommend sending messages to info@ instead of directly to teachers, as teachers are not always able to check messages during class.

How to use the chat:

Select *Start New Chat* → Choose *Dream Office* → Send your message.

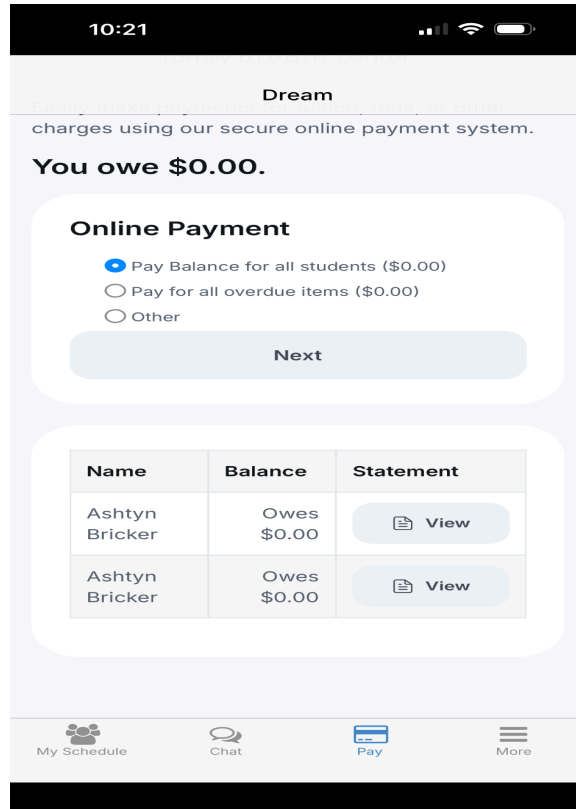


## Billing & Payments

Click on Pay to view:

- Your current balance
- Past payment history
- Statements

You can also make payments directly through the app anytime.



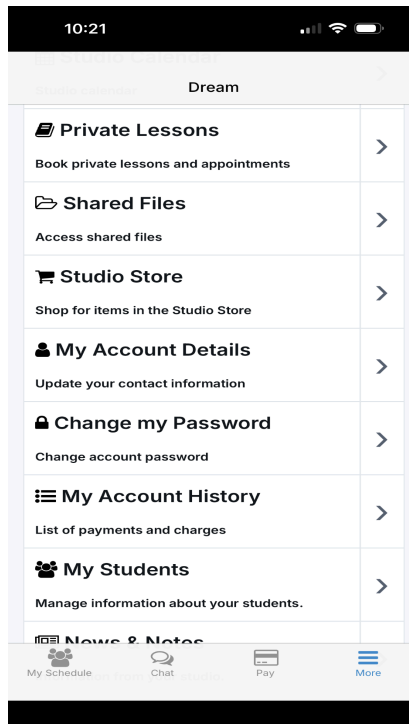
## More Section

Under More, you can access:

- Class registration
- Recital ads
- Auditions & audition prep classes
- Shared files
- Class music (under the Class Music tab in shared files)

We will upload recital music to the shared files after POW week so dancers can practice at home. You will also find:

- Tumble & dance dress code
- Parent handbook
- Shop the Dance Shop
- View and update account details
- Change your password
- Access waivers & releases
- And more!



If you have any questions or need any assistance, please stop by the front desk, call us at 817-225-4144, or email us at [info@familydreamcenter.com](mailto:info@familydreamcenter.com) — we are always happy to help!